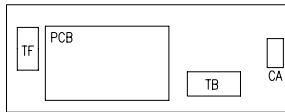


# SCHALTPLAN RPC-(2.0-6.0)FSN3E

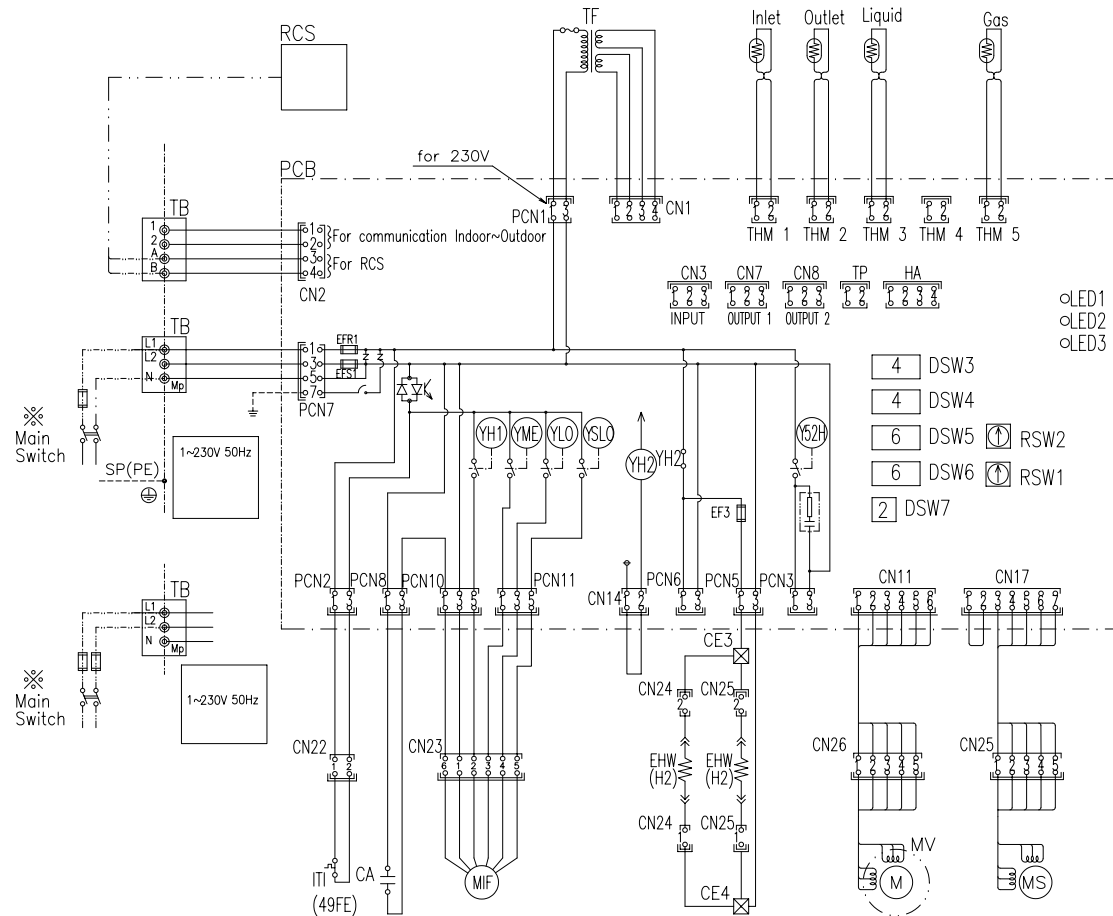
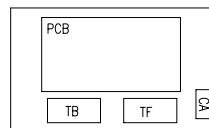
## Mark Table

Mark	Part Name
CA	Capacitor for Indoor Fan
CN21~26	Connector
DSW3	Unit Capacity Code
DSW4	Model
DSW5	Refrigerant Cycle n*
DSW6	Unit Code
DSW7	Fuse Recover / Remot Controller Selector
EFR1	Fuse
EFH1	Fuse
EFH(H2)	Electric Heater for Condensate Air Protection
FS	Float Switch
ITI	Internal Thermostat for Indoor Fan Motor
MD	Motor for Drain Discharge Mechanism
MIF	Motor for Indoor Fan
MS	Motor for Automatic Swing Louver
MV	Expansion Valve
LED1~3	Alarm Code
PCB	Printed Circuit Board
RCS	Remote Control Switch
RSW1	Indoor Unit no. Settings
RSW2	Refrigerant Cycle n*
SA	Surge Absorber
TB	Terminal Board
TF	Transformer
THM1	Inlet Air Thermistor
THM2	Outlet Air Thermistor
THM3	Liquid Pipe Thermistor
THM5	Gas Pipe Thermistor
YH2	Relay for Drain Motor
YH1	Relay for HI Fan Motor Tap
YME	Relay for ME Fan Motor Tap
YLO	Relay for LO Fan Motor Tap
YSLO	Relay for SLO Fan Motor Tap
Y52H	Relay for Electric Heater
⊕	Terminals
—X—	Close-end Connector
※	Field Supplied
---	Field Wiring
----	Earth Wiring
—	Factory Wiring

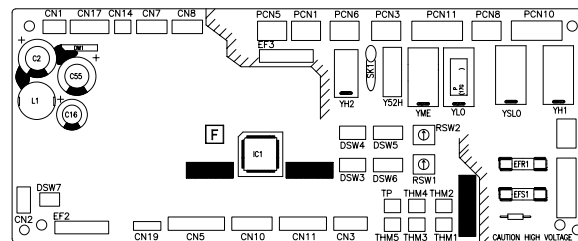
### Electrical Control Box RPC-(2.0~2.5)FSN2E



### Electrical Control Box for RPC-(4.0~3.0)FSN2E



### PCB Sockets location



XEK12313