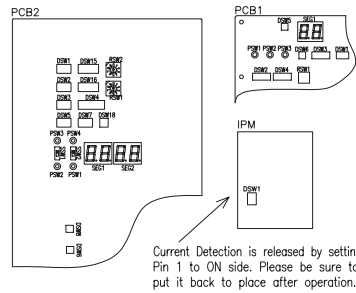
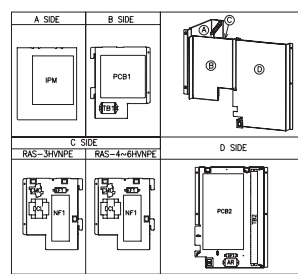


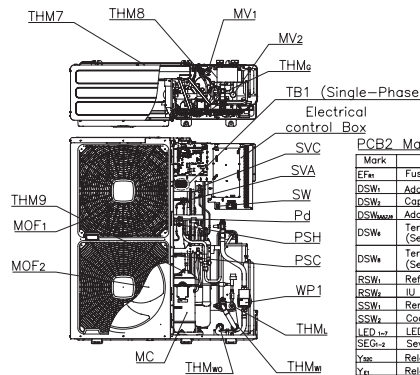
PCB1, PCB2, IPM Sockets location



Electrical Control Box



RASM-(4.0~6.0)VNE Example



PCB2 Mark Table

Mark	Part Name
EF ₁₋₄	Fuse (PCB)
DSW ₁	Test Run
DSW ₂	Additional setting (Unit Type)
DSW ₃	Capacity Setting
DSW ₄	Additional setting
DSW ₅	Terminating Resistance (Setting HJUNK)
DSW ₆	Terminating Resistance (Setting HJUNK RCS)
RSW ₁	Refrigerant address
RSW ₂	IU address
SSW ₁	Remote or Local operation
SSW ₂	Cool or Heat operation
Y ₁	Relay for electrical heater
Y ₂	Relay for 3 way valve DHWT
Y ₃	Relay for 3 way valve SWP (outlet 1)
Y ₄	Relay for mixing valve
Y ₅	Relay for water pump 2
Y ₆	Relay for water pump 1
Y ₇	Relay for water pump 3 (outlet 2)
Y ₈	Relay for Electrical Heater Tank
Y ₉	Relay for outlet 3 (boiler)
Y ₁₀	Relay for outlet 4 (solar)

PCB1 Mark Table

Mark	Part Name
EF ₁₋₄	Fuse (PCB)
DSW ₁	Test Run
DSW ₂	Auxiliary Functions Setting
DSW ₃	Outdoor Capacity Setting
DSW ₄	Refrigerant System Setting
DSW ₅	Additional setting
DSW ₆	Individual or simultaneous operation setting
DSW ₇	Refrigerant System Setting
PSW1	Switch for Forced Defrosting
PSW2	Switch (Checking (Y))
PSW3	Switch (Checking (Δ))
Y2Q1	Relay for Solenoid Valve
Y2Q2	Relay for Solenoid Valve
Y2ISW1,2	Relay for 4-Way Solenoid Valve
Y2CH	Relay for Oil Heater
Y2YC	Relay for Compressor

Mark Table

Mark	Part Name
THM ₁	DHWT water thermistor
THM ₂	Outlet C2 water thermistor
THM ₃	Auxiliar thermistor
THM ₄	Outlet water thermistor
THM ₅	Inlet water thermistor
THM ₆	Liquid pipe thermistor
THM ₇	Gas pipe thermistor
THM ₈	Outdoor termistor
THM ₉	Thermistor for Piping
THM ₁₀	Thermistor for (COMP) Top
THM	Inverter FIN thermistor
□	Terminals
→	Close-end connector
※	Field supplied
—	Field wiring
—	Earth wiring
—	Factory wiring

Mark Table

Mark	Part Name
TB1	Terminal Board (for Power Supply)
TB2	Terminal Board (for Control Circuit)
MC	Motor for compressor
PCB _{1,2}	Printed Circuit Board
IPM	Inverter Module
EF ₁	Power Fuse for Compressor
EF	Fuse (Heater Tank)
CMC	Contactor for Compressor
DCL	Reactor
MV _{1,2}	Electronic Expansion Valve
PSH	High pressure switch
PSC	Low Pressure Switch (for Control)
Pd	Pressure Sensor (Discharge side)
MOF1,2	Motor (for Fan)
SVA	Solenoid Valve
SVC	Solenoid Valve
RVR	4-Way Solenoid Valve
CH1,2	Oil Heater
AR	Contactor heater tank
CN ₁₋₂₀	Connector
CE ₁₋₄	Connector
EH	Electric heater (tank)
LCD	User interface LCD (PC-ARFHE)
NF ₁	Noise filter
WP ₁₋₃	Water pumps
3WV ₁	3 Way valve for DHW
3WV ₂	3 Way valve for SWP
3WV ₃	3 Way valve for Mixing valve
SW	Emergency Switch (DHW) E-Header
WH	Frozen Prevention Heater for Piping
E	Earth
S	Switch (※)
ELB	Earth Leakage Breaker (※)
DS1,2	Plug-in Connector